

Powered by
EBG
Group

 **AGEON**
LONGEVITY & RECOVERY

India's Smart-Ageing & Longevity Platform

Powered by clinical excellence. Scaled by EBG Group




The Core Problem

India is living longer. But not healthier.


Modern life is increasing **fatigue, stress, metabolic dysfunction, poor recovery, hormonal imbalance & accelerated ageing**

Most people
act only after
symptoms appear!

AGEON exists to change that



Stress



Burnout



Obesity



Poor Recovery



Reactive Healthcare

Why AGEON

Why Now?

India is entering a new era of health where people seek wellness, not just treatment after illness.

AGEON BRIDGES THE GAP

AGEON integrates diagnostics, protocols, therapies, and tracking into one premium platform.



Huge Demand

For Stronger Immunity, Sharper Recovery, Healthier Ageing, And Measurable Wellness Outcomes

The Market Remains Fragmented

Diagnostics In One Place, Therapies In Another, And Lifestyle Guidance Elsewhere

What AGEON is ?

AGEON Is Not A Wellness Clinic It's A Smart-Ageing System

- ✓ Advanced diagnostics for long-term health
- ✓ Protocol-led therapies for vitality and recovery

- ✓ Measurable progress tracking
- ✓ Premium member wellness experience



How AGEON Fixes It



Every member begins with evaluation, enters a personalized protocol, receives guided interventions, and is tracked through a structured smart-ageing journey

What makes AGEON different ?

Conventional Wellness Model

Fragmented • Session-Based • Reactive

Machine-Led Treatments

Devices over diagnosis, no structured protocol

Walk-in Dependency

No relationship, no retention model

Limited Personalization

Generic treatments, not data-driven

Surface-Level Outcomes

Temporary results, no measurable progress

Session-Based Approach

Fitness-focused, no recovery or biology

What This Leads To (Risks Below)

Inconsistent results

No long-term improvement

High dependency on new customers

The Ageon Experience

Protocol-Driven • Outcome-Focused • Scalable

Protocol-Led Care

Structured programs, not machine dependency

Outcome-Focused Delivery

Designed for measurable progress, not sessions

Membership-First Model

Continuous engagement, not transactional visits

Premium Yet Scalable

High-quality experience with repeatable systems

Clinical Discipline + Modern Wellness

Science-led, technology-enabled protocols

Why This Works

Strong member retention


Scalable, repeatable system

Long-term customer lifecycle

From Therapies to Protocols


AGEON does not sell random wellness sessions.
It delivers structured protocols

All programs are designed for
**repeat usage, measurable
outcomes & franchise scalability**




Recovery & Performance

Improve stamina, resilience, and physical recovery




Fat Loss & Metabolic Reset

Support body composition, insulin sensitivity & metabolic efficiency



Skin Vitality & Aesthetic Wellness

Support skin health, tone, glow, and appearance from within



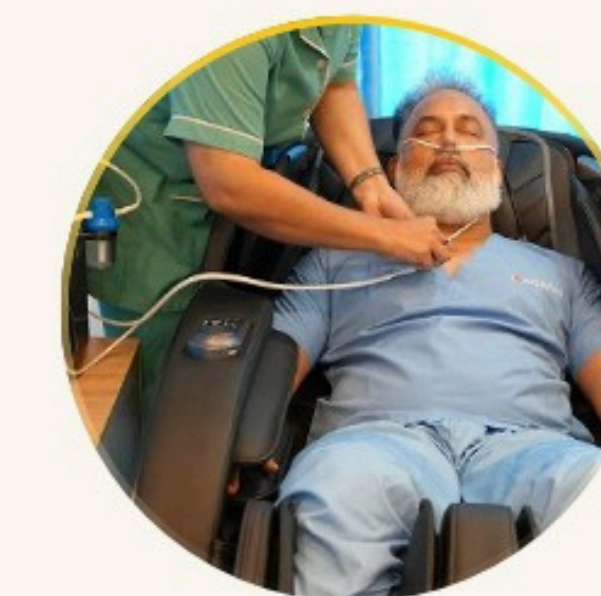
Stress & Nervous System Reset

Reduce overload, improve calm, and support emotional balance



Sleep, Energy & Hormonal Support

Support rest, cognition, daily energy, and internal balance



Longevity & Healthy Ageing

Improve recovery, vitality, and long-term functional health

The AGEON Diagnostics Engine

- ✓ Advanced Blood Biomarkers
- ✓ Cardiac Screening
- ✓ Body Composition Analysis
- ✓ VO2 Max / RMR Testing
- ✓ Gut Microbiome Test
- ✓ Genomic Test
- ✓ Brain And Cognition Testing
- ✓ OligoscanTest

Our Position In India's Healthcare Landscape



Medical Depth

Consumer Experience

18-20% CAGR

Growth Of Preventive &
Longevity Healthcare In India

What we Measure

Not services in isolation — one integrated health measurement system

Metabolic Health

What it measures

- Blood sugar trends
- Body composition
- Energy efficiency



Biological Ageing

What it measures

- Cellular aging pace
- Vitality levels
- Long-term performance indicators

Cardiovascular Risk

What it measures


- Functional screening
- Endurance levels
- Early warning indicators



Inflammation & Recovery

What it measures

- Stress load
- Resilience capacity
- Tissue recovery & Fatigue Markers



The AGEON Therapy Stack

Therapies are selected based on protocol needs, not sold in isolation

All programs are designed for **repeat usage, measurable outcomes & franchise scalability**



Recovery & Cellular Support

Red light therapy, oxygen chamber support, infrared sauna, PEMF



Aesthetic & Skin Support

Support skin health, tone, glow, and appearance from withinSkin analysis, light-based rejuvenation, curated aesthetic wellness



Metabolic & Body Conditioning

EMS-based conditioning, strength support, guided reset programs



Vitality & Performance

VO2-based conditioning, ColdPlunge, mobility & resilience work




Clinical Wellness Add-Ons

IV support, specialist consults, monitored interventions as indicated

AGEON's Longevity journey

This Journey Is Designed For Continuity, Not One-Time Visits.



Phase 1

Assessment

Comprehensive Health & Ageing Baseline

- Clinical Screening & Diagnostics
- Metabolic & Biological Baseline Mapping
- Lifestyle & Risk Assessment
- Expert Consultation & Goal Setting

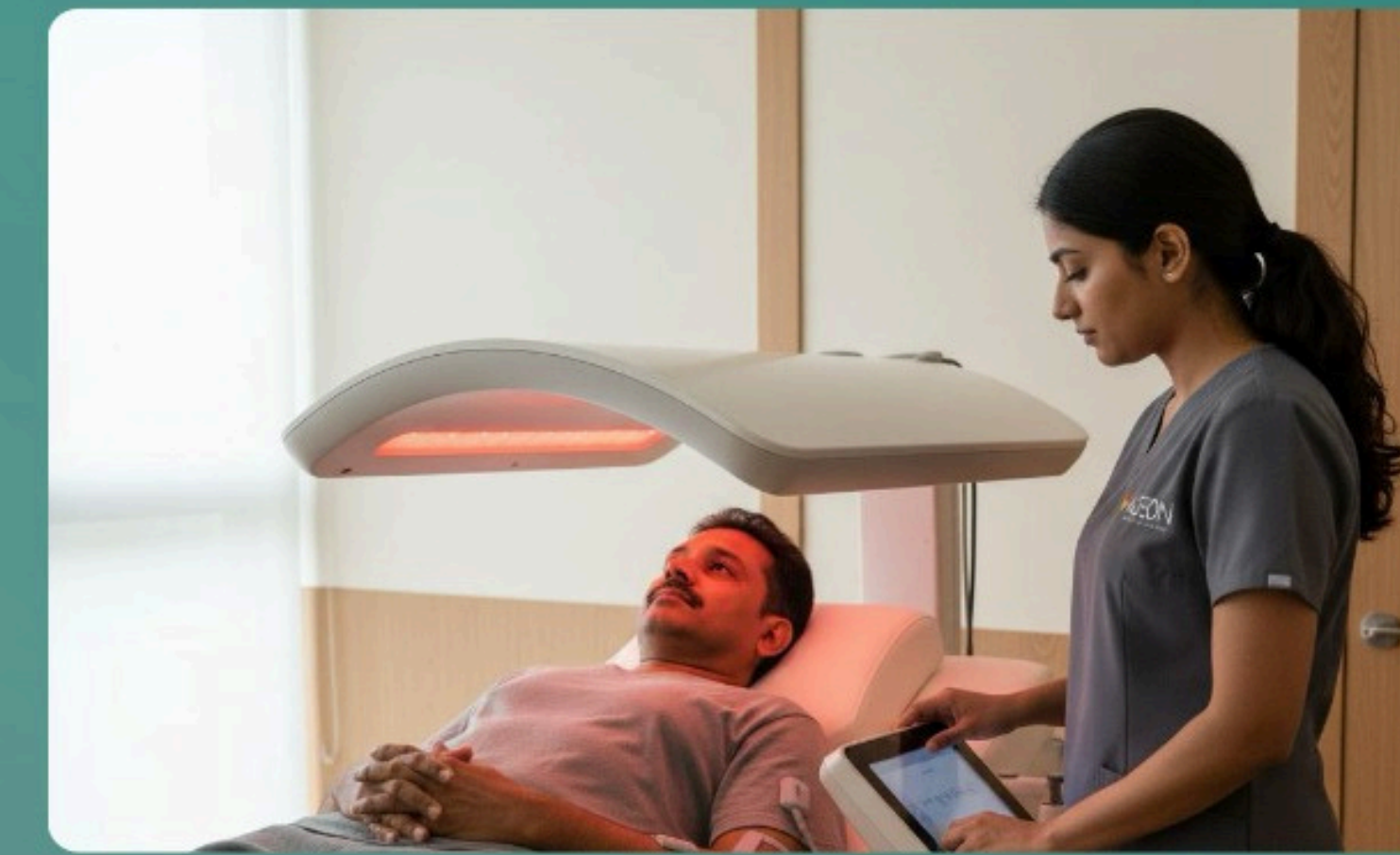


Phase 2

Protocol Assignment

Personalized Program Designed For Your Biology

- Custom Protocol Based On Diagnostics
- Age, Lifestyle, And Risk Alignment
- Defined Therapy Roadmap
- Clear Outcome Goals And Timelines



Phase 3

Guided Delivery

Therapies Delivered Under Expert Supervision

- Advanced Longevity Therapies
- Structured Wellness Sessions
- Continuous Expert Monitoring
- Assisted Recovery And Conditioning



Phase 4


Tracking & Optimization

Continuous Progress Tracking & Refinement

- Regular Performance Reviews
- Measurable Health Improvements
- Data-Driven Protocol Adjustments
- Long-Term Continuity Planning

Membership First model

AGEON is built on recurring member relationships, not one-time sessions.



Essential

Entry-level guided smart-ageing plan

Advanced

Deeper diagnostics and protocol support

Elite


High-touch longevity experience with personalized optimization

Corporate / Institutional

Preventive wellness and performance programs for teams

Revenue Stack

Built for predictable growth and multi-channel monetization




Diagnostics & Assessments (Entry Funnel)

- Advanced testing: metabolic, genetic, biomarkers
- Enables personalization & upselling




Memberships

- Monthly / Annual subscription plans
- Drives retention & predictable revenue




E-commerce (Scalable Upside)

- Supplements, biohacking devices, wellness products
- Integrated with user journey



Protocol Programs (High-Ticket Monetization)

- Personalized longevity programs (4–12 weeks)
- Weight | Hormone | Sleep | Performance optimization



Corporate Wellness (B2B Scale)

- Annual contracts for employee wellness
- Bulk programs & subscriptions

Scalable Clinic Expansion Model





Franchise-Led
Expansion



Ageon
Academy

Designed for Repeatability

AGEON centres are built to deliver a premium smart-ageing experience

	Arrival & consultation
	Diagnostics zone
	Therapy rooms
	Recovery / relaxation zone
	Movement / conditioning zone
	Review & protocol planning



3000 – 3500 Sq. Ft

Indicative Format
Depending On City And Model

Clinical Discipline. Responsible Delivery

Structured Care. Delivered with Precision

AGEON combines modern wellness therapies with supervised intake, appropriate screening and protocol-driven logic



Expert-Led Intake

Doctor-led intake with diagnostics and personalized baseline.

Protocol-Based Decision System

Data-driven, protocol-based clinical pathways for condition-specific care.

Standardized Member Journey

Standardized end-to-end member journey with defined touchpoints and timelines.

Quality-Control Framework

SOP-driven operations with audits, outcome tracking, and KPI-based compliance.

Why EBG Group?

AGEON's clinical and therapeutic strength becomes nationally scalable through EBG Group's ecosystem




Brand Building

National-level positioning, storytelling, and market creation



Expansion Engine

Franchise development, rollout capability, & operating systems



Technology & Process

Integrated customer, monitoring, and quality frameworks



Our Core DNA

Purpose-led scaling with long-term trust and value creation

People, Planet,
Progress !

Vision

To build sustainable, future-ready enterprises that combine technology, design & human-centered innovation.

Mission

To empower global brands in India through operational efficiency, scalable infrastructure, and local market expertise.

Built for National Scale

A strategic collaboration combining clinical depth with scalable execution



EBG Group

Scale, brand-building, expansion systems, technology, franchising



Measurable Outcomes

Data-driven tracking and performance visibility




High-Trust Experience

Built on clinical credibility and expert-led care



Strategic Partnership

Successful collaboration between AGEON and EBG Group



AGEON

Clinical protocols, therapies, treatment knowledge, wellness expertise

Flagship to National network


AGEON is designed to expand through a disciplined multi-city model with flagship credibility, operating consistency, and scalable centre economics.

Platform at Scale

Flagship Centres



Major Metros



Tier-II Expansion



Institutional & Corporate Formats

A new-age longevity brand built for India's preventive wellness future

FOCO

Franchise Owned, Company Operated

TOTAL INVESTMENT
₹1.99 Cr + GST

CAPEX (ONE-TIME INVESTMENT)



₹99 Lakh
Clinical Equipment
& Machines.



₹10 L
Brand
Authorization



₹90 L
Fitout & Interiors
(Up to 3500 SFT)

Additional Area: ₹2,500 per SFT

You own the **Asset**.
We run the **Operations**.
FOCO is a franchise-owned, company-operated model where AGEON centrally manages the complete centre operations end-to-end.

OPERATING MODEL (COMPANY OPERATED)

AGEON runs the entire centre operations end-to-end

CENTRE MANAGER ON COMPANY'S PAY ROLL

- Centralized SOPs & operational systems
- Performance monitoring & optimization by AGEON

REVENUE SHARING

Partner retains the complete business profitability after operational expenses and royalty participation.



PROFIT POTENTIAL
UPTO 50% OF
REVENUE

OPEX (Recurring Partner responsibility)

Partner bears all recurring operational expenses including:

- Rentals & Lease Costs
- Salaries & HR Costs
- Utilities & Maintenance
- Local Marketing
- Operational Overheads

YOUR BUSINESS, OUR EXPERTISE, SHARED SUCCESS.

You invest and own. We operate and grow together.

REVENUE SHARING

17.5%
Gross Turnover

Applicable only if monthly revenue crosses ₹30 Lakhs.

TENURE



5 Years

INITIAL STRUCTURE

- Renewal option available
- Territory protection
- Long-term operational partnership

YOU OWN



- Asset & Interiors
- Lease & Infrastructure
- Salaries & HR
- Utilities & Maintenance
- Local Business Operations





4-YEAR ROI PROJECTION (FOCO)

Initial Participation	₹199.00
Monthly Revenue Capacity	₹125.00
Capacity Assumed	48%
Monthly Revenue	₹60.00
Monthly OPEX	₹20.00
Royalty	17.50%
Assumed YOY Growth	20%

In Lakhs

Year	Year 1	Year 2	Year 3	Year 4	Total
Monthly Revenue	₹60.00	₹72.00	₹86.40	₹103.68	
Annual Revenue	₹720.00	₹864.00	₹1,036.80	₹1,244.16	
Annual OPEX	₹240.00	₹288.00	₹345.60	₹414.72	
Royalty	₹126.00	₹151.20	₹181.44	₹217.73	
Net Profit	₹354.00	₹424.80	₹509.76	₹611.71	
Cumulative Profit	₹354.00	₹778.80	₹1,288.56	₹1,900.27	
ROI on Initial Investment	177.89%	213.47%	256.16%	307.39%	954.91%



FICO Franchise Invested, Company Operated

A strategic participation model where you invest in the business and AGEON manages everything to drive performance and profitability.



INVESTMENT STRUCTURE



₹2.49 CR + GST
ONE TIME INVESTMENT

REVENUE COMMITMENT FRAMEWORK



You Earn Higher of

2%

of Capital
Commitment

OR

17.5%

of Gross Revenue

Calculated on gross turnover. Paid monthly.

NO RECURRING COSTS FOR PARTNER | COMPLETE 360° OPERATIONS




AGEON
MANAGES
EVERYTHING
For Next 5 Years



All operational
expenses



Staff salaries &
HR



Marketing &
branding



Systems, technology
& protocols



End-to-end
centre operations

TENURE & FLEXIBILITY



5 years
INITIAL
STRUCTURE

RENEWAL TERM

Renew by paying 100% of Capital again for next 5 years.

CONVERSION TERM

Take home all profits — just pay royalty of 17.5% of Gross Revenue.

EXIT TERM

If the company is unable to repay you at least two times your capital commitment through Revenue Sharing & Minimum Guarantee combined, the company will return any unrecouped amount.

BUILT-IN CONFIDENCE ENABLERS

ONE TIME INVESTMENT

No recurring financial
obligations.

REVENUE-LINKED EARNINGS

You earn only when the
business earns.

CAPITAL PROTECTION ASSURED

Built-in exit protection to
safeguard your capital.

EXPERIENCED OPERATOR

AGEON's proven systems
ensure performance.

LONG-TERM PARTNERSHIP

Aligned for sustainable
growth and success.



4-YEAR ROI PROJECTION (FICO)

KEY ASSUMPTIONS (IN LAKHS)

Initial Participation	₹249.00
Revenue Capacity	₹125.00
Capacity Assumed	48%
Monthly Revenue	₹60.00
Assumed YOY Growth	20%
Revenue Participation	Higher of 2% MG or 17.5% Revenue Share

In Lakhs

Year	Year 1	Year 2	Year 3	Year 4	Total
Monthly Revenue	₹60.00	₹72.00	₹86.40	₹103.68	
Annual Revenue	₹720.00	₹864.00	₹1,036.80	₹1,244.16	
Applicable Return	₹126.00	₹151.20	₹181.44	₹217.73	₹676.37
ROI on Initial Investment	50.60%	60.72%	72.87%	87.44%	271.63%

Note: Revenue participation is calculated based on the higher of 2% MG or 17.5% Revenue Share.



Our Leadership Team



Ranjith Menon

**Founder & CEO,
AGEON**

Clinical excellence, smart-ageing
protocols, category expertise



Shijith EK

**Co-Founder,
AGEON**

Operations / delivery /
clinical-business integration



Dr. Irfan Khan

**Founder & Chairman, CEO,
EBG Group**

Vision, scale strategy,
national platform building



Hari Kiran

**Co-Founder & COO,
EBG Group**

Execution, systems, rollout,
operating scale



Saumen Basak

**Operations Head,
EBG Group**

Operations excellence, process
optimization, scalable execution.



Aryan Sharma

**Business Head,
EBG Group**

Business expansion, strategic
partnerships, national growth execution



Proven leadership with the vision and execution to build a national platform

Powered by
EBG
Group



 **AGEON**
LONGEVITY & RECOVERY

AGEON is building India's longevity infrastructure

Not a clinic chain | Not a therapy room
A category-defining smart-ageing platform for modern India



Science-backed. Experience-led. Scalable by design



INVESTOR OPPORTUNITY

AGEON

India's Smart-Ageing & Longevity Platform

Powered by clinical excellence. Scaled by EBG Group.



Prevention



Recovery



Longevity



Diagnostics



Membership Model

THE CORE PROBLEM

India Is Living Longer. But Not Healthier.

Modern life is increasing stress, fatigue, metabolic dysfunction, poor recovery, hormonal imbalance and accelerated ageing.



Most people act
only after symptoms appear.



Stress



Burnout



Metabolic
Dysfunction



Poor
Recovery



Reactive
Healthcare

CATEGORY SHIFT

The Longevity Category Has Arrived In India

Prevention, recovery and smart-ageing are moving from niche consumption to premium mainstream demand.



Biomarker-led
Wellness



Recovery &
Regeneration



Personalized
Memberships



Preventive
Care



The market is shifting from **treatment after illness** to **measurable wellness before decline**.

MARKET OPPORTUNITY

A Large Market. A Powerful Tailwind.

The global shift toward proactive health, recovery, and longevity is accelerating—unlocking a massive and rapidly growing market opportunity.



Global Wellness Economy

\$6.8T

2024



Projected Global
Wellness Economy

\$9.0T

2028



Projected Growth Rate

7–8%

CAGR



Investment Lens

Prevention + Recovery
+ Longevity are
premium growth drivers

COMPETITOR REALITY

The Category Is Active. The White Space Is Systemization.

AIWO, Decode Age, BioPeak and premium preventive players are educating the market — but the category remains fragmented.




AGEON
LONGEVITY & RECOVERY






AGEON opportunity = integrated, premium, protocol-led, measurable and scalable.

-  Integrated Protocols
-  Premium Experience
-  Measurable Outcomes
-  Scalable Model







THE AGEON DIFFERENCE

Machines Are Not The Moat. Protocol Is.

Conventional Model

-  Session selling
-  Isolated devices
-  No baseline
-  Weak outcome tracking
-  Low member continuity

The AGEON Model

-  Assessment-led entry
-  AGEONScore baseline
-  Protocol-led therapy selection
-  Guided delivery
-  Tracked outcomes
-  Recurring memberships



From fragmented sessions to **structured smart-ageing journeys.**

WHAT AGEON IS

Not a clinic. Not a spa. A smart-ageing system.



Advanced diagnostics for long-term health



AGEONScore baseline and health dashboard



Protocol-led therapies for vitality and recovery



Measurable progress tracking



Premium member wellness experience

Built for repeat use and scalable growth.



THE AGEON METHOD

From Assessment To Optimization



Every member begins with evaluation, receives a guided protocol and is tracked through a structured smart-ageing journey.



PROPRIETARY INTELLIGENCE

Introducing AGEONScore

A healthspan dashboard that turns wellness from opinion into measurable progress.



Prevention



Recovery



Longevity



Diagnostics



Membership Model

This becomes the measurement engine for premium memberships, renewals and repeat protocols.

WHY AGEON + EBG

Clinical Depth Meets Scale. That Is The Winning Combination.

AGEON brings clinical protocols, diagnostics and member experience. EBG brings expansion capability, operating systems and brand-building scale.



Clinical Platform

Diagnostics, protocols and measurable outcomes



Premium Experience

Trust-led smart-ageing journeys and memberships



Scalable Engine

EBG operating systems, rollout capability and governance



National Opportunity

Designed for flagship centres, metros and multi-city growth



Together, AGEON can become **India's smart-ageing and longevity infrastructure.**

The AGEON Diagnostics Engine

A premium assessment layer that turns wellness into measurable baseline intelligence.



Advanced Blood Biomarkers

Deep insights into inflammation, hormone health, organ function and longevity markers.



Cardiac Screening

ECG, HRV and cardiac risk assessment for early detection and proactive heart health.



Body Composition Analysis

DEXA & InBody scans to measure body fat, lean mass, bone density and visceral health.



VO₂ Max / RMR Testing

Measure aerobic capacity and resting metabolic rate to optimize performance and longevity.



Gut Microbiome Testing

Comprehensive gut analysis to uncover digestive, immune and metabolic drivers.



Genomic Testing

Genetic insights for personalized risk profiling and precision wellness planning.



Brain & Cognition Testing

Cognitive function, memory and mental resilience assessment for brain longevity.

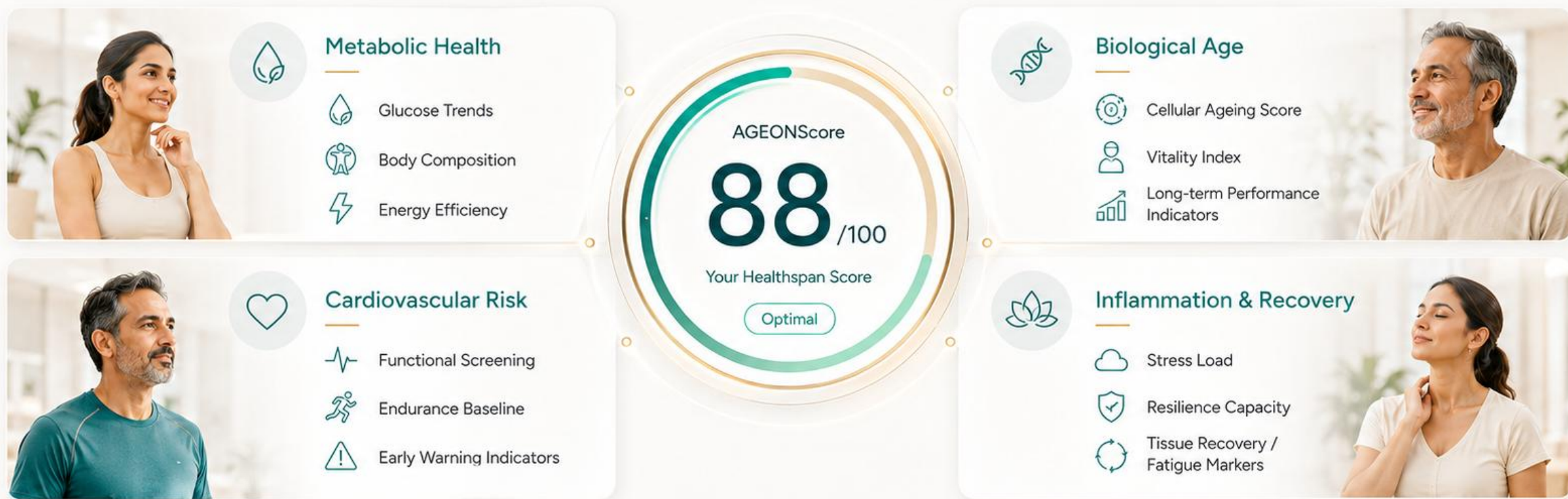


Purpose: establish baseline, identify risk, personalize protocol.

Diagnostics are the entry funnel to recurring memberships and high-value protocols.

What We Measure

Not services in isolation —
one integrated health measurement system.



Prevention



Recovery



Longevity



Diagnostics



Membership Model

OUR THERAPY STACK

The AGEON Therapy Stack

Therapies are selected based on protocol needs — not sold in isolation.



Recovery & Cellular Support

Red light therapy, oxygen chamber, infrared sauna, LED / recovery tools



Metabolic & Body Conditioning

EMS-based conditioning, body reset support, guided exercise



Aesthetic & Skin Support

Skin health, tone, glow and light-based rejuvenation



Vitality & Performance

VO₂-based conditioning, compression recovery, mobility / resilience work



Clinical Wellness Add-ons

IV support, selected wellness interventions, monitored adjuncts



Nervous System & Regeneration

Cold plunge, stress reset, recovery protocols




All programs are designed for repeat usage, measurable outcomes and franchise scalability.

OUR SIGNATURE PROGRAMS

From Therapies To Protocols

AGEON does not sell random wellness sessions.
It delivers structured protocols.



 All programs are designed for repeat usage, measurable outcomes and franchise scalability.






Recovery & Performance

Supports stamina, resilience and physical recovery.



Fat Loss & Metabolic Reset

Improves body composition, insulin sensitivity and metabolic efficiency.




Skin Vitality & Aesthetic Wellness

Supports skin health, tone, glow and appearance from within.

Stress & Nervous System Reset

Reduces overload, improves calm and supports emotional balance.




Sleep, Energy & Hormonal Support

Supports rest, vitality and internal balance.




Longevity & Healthy Ageing

Improves recovery, vitality and long-term functional health.

MEMBERSHIP ARCHITECTURE

Membership First Model.

AGEON is built on recurring member relationships, not one-time sessions.



Essential

Entry-level guided smart-ageing plan.



Advanced

Deeper diagnostics and protocol support.



Elite

High-touch longevity experience with personalized optimization.



Corporate / Institutional

Preventive wellness and performance programs for teams.



Designed for **continuity, renewals** and **predictable recurring revenue.**

REVENUE ARCHITECTURE

Seven Revenue Engines. One Centre.

Built for predictable growth and multi-channel monetization.



7x

Diversified Revenue Streams

Built to scale. Designed to last.



Scalable **clinic expansion model.**

The AGEON Member Journey

Designed for continuity, not one-time visits.



01

Assessment

Clinical screening, diagnostics and health mapping.



02

Protocol Assignment

Personalized plan designed from AGEONScore baseline and goals.



03

Guided Delivery

Therapies delivered under expert supervision, supported by progress monitoring.



04

Tracking & Optimization

Continuous measurement, reviews and long-term continuity planning.



A structured journey increases **retention, outcomes and lifetime value.**

BUILT FOR SCALE. DESIGNED FOR IMPACT

Designed for Repeatability

AGEON centres are built to deliver a premium smart-ageing experience at scale.

INDICATIVE FORMAT

3000–3500

Sq. Ft.

Depending on city and model.



Scalable. Standardized. Sustainable.

Built to deliver consistent excellence, everywhere.



Arrival & Consultation

Warm welcome. Expert assessment.



Diagnostics Zone

Advanced diagnostics.
Deep insights.



Therapy Rooms

Science-led therapies.
Personalized care.



Recovery / Relaxation Zone

Rest, recharge, rejuvenate.



Movement / Conditioning Zone

Mobility. Strength. Vitality.



Review & Protocol Planning





Track progress. Optimize outcomes.



OPERATING PILLARS

Clinical Discipline. Responsible Delivery.

Structured care. Delivered with precision.

 <p>Expert-Led Intake</p> <p>Doctor-led or expert-led baseline and personalized onboarding.</p>	 <p>Protocol-Based Decision System</p> <p>Data-led pathway selection.</p>
 <p>Standardized Member Journey</p> <p>End-to-end touchpoints and review cadence.</p>	 <p>Quality-Control Framework</p> <p>SOP-driven operations with audits, outcome tracking and safety-based compliance.</p>

- 
Staff
- 
Tech
- 
Audit
- 
Governance




Wellness trust is built through **clinical governance** and **repeatable systems**.

PROOF LAYER

Proof Layer: Existing Centre. Existing Demand.

The concept is grounded in operating reality — not just category theory.




 **Kochi / existing centre credibility** forms the proof base for national expansion.

 **Premium Category Positioning**
Top-tier offering in longevity & recovery

 **Existing Centre Experience**
Operational centre delivering real outcomes

 **Strong Repeat-Use Potential**
High engagement across recovery & longevity services

 **High-Value Membership Upsell**
Member-led adoption of premium protocols and add-ons

 **Protocol-Led Monetization**
Evidence-led protocols drive consistency, outcomes & revenue

 **Investor-Ready Expansion Model**
Proven playbook to scale to centres across India's top markets

The AGEON FICO Model

Franchise-Invested. Company-Operated.

A structured model that combines investor capital with AGEON-EBG operating expertise.

Investor Brings



Capital investment



Asset participation



Local market partnership



Long-term wealth creation



AGEON-EBG Delivers



Centre setup & launch



Staffing & training



SOP-led operations



Technology, marketing & reporting



Clinical governance & quality control



Designed to align **capital, execution** and **scalable centre performance**.

Investor Role vs AGEON–EBG Role

Clear ownership. Clear accountability.



The model is built so investors focus on **participation** while AGEON–EBG focuses on **execution**.

Indicative Centre Investment Structure

An investor-ready premium longevity centre model.



Indicative investment:

₹1.99 Cr – ₹2.49 Cr



Interiors & Fit-out

30-32%



Diagnostics & Therapy Equipment

30-32%



Technology & Software

15-17%



Pre-opening & Training

8-10%



Launch Marketing & Working Capital Buffer

8-10%



Varies by city, format, footprint and therapy mix.



A capex structure designed for **premium experience, clinical consistency** and **scalable rollout**.



Illustrative Commercial Payout Model

Designed to create visibility, participation and aligned incentives.



Monthly Minimum Payout

2%

monthly minimum payout

OR



Revenue Share

17.5%

revenue share

Whichever is higher



Illustrative structure for investor communication



Subject to due diligence and definitive agreements



Driven through centralized reporting and collections visibility



Commercial terms are presented on an indicative basis and finalized through legal documentation.

Illustrative Financial Projection

A legally safe, investor-friendly view of centre performance potential.

	Year 1	Year 2	Year 3
₹ Revenue	₹3.6 Cr	₹5.4 Cr	₹6.6 Cr
EBITDA	₹0.54 Cr	₹1.08 Cr	₹1.45 Cr
Membership Mix	40%	48%	55%
Operating Maturity	Build-up	Stabilization	Scale

Illustrative only. Assumptions vary by city, occupancy, utilization and execution.



The model improves as **memberships**, **repeat usage** and **protocol-led monetization** deepen.

Risk Controls & Governance

Built to protect the investor, the brand and the member experience.



Centralized
Collections
Visibility



Daily MIS &
Reporting



SOP
Audits



Clinical
Governance



Procurement &
Vendor Control



Legal / Compliance
Oversight



Governance is not an afterthought. It is part of the **AGEON operating system.**

311-City Rollout Opportunity

A national white-space expansion opportunity in premium longevity and recovery.



311
city opportunity



Category creation



Asset-light scale



Recurring membership economics



AGEON is building **a scalable national platform**, not a single-centre business.



Phase 1:
Metros & top wellness cities



Phase 2:
High-potential Tier 1 / Tier 2 cities



Phase 3:
National expansion white space

- Phase 1 – Metros & Top Wellness Cities
- Phase 2 – Tier 1 / Tier 2 Cities
- Phase 3 – White Space Expansion

Why Early Investors Win

The right category. The right time. The right operating partner.



Longevity
category timing



AGEON
clinical expertise



EBG
scale engine



Recurring
membership model



Multi-revenue
architecture



National
white-space opportunity



Early participation creates access to a **category-defining growth platform.**



Own The Longevity Infrastructure Of Your City

Now onboarding strategic FICO investors for the next phase of AGEON growth.



Evaluate
the city opportunity.



Review
the commercial model.



Partner
with AGEON-EBG.



Build with a category designed for **prevention, recovery, smart-ageing** and **recurring member value**.

AGEON State Master Franchise Opportunity

Own the smart-ageing and longevity infrastructure of your territory.



A territory-rights model built for India's premium longevity, recovery and smart-ageing expansion.



36 Territories



311-City Opportunity



Powered by
AGEON × EBG Group



Why A State Master Franchise Deck

This is not a unit-centre investment. This is territory ownership.



Unit FICO Investor



Invests in one AGEON centre



Participates at centre level



Limited to one-unit economics



Best for single-centre ownership



Master sits
above the
unit network



State Master Franchisee



Acquires territory development rights



Onboards multiple unit investors



Earns across the territory network



Best for state-scale partnership



The master deck explains the **territory-rights model** that works alongside the AGEON FICO investor deck.

India's Longevity White-Space Opportunity

36 territories. 311-city potential. One scalable AGEON platform.



36

Territories



311

City Opportunity



Premium paying capacity

Rising affluence and demand for preventive longevity solutions.



Wellness & medical awareness

Growing health consciousness driving spend on longevity and recovery.



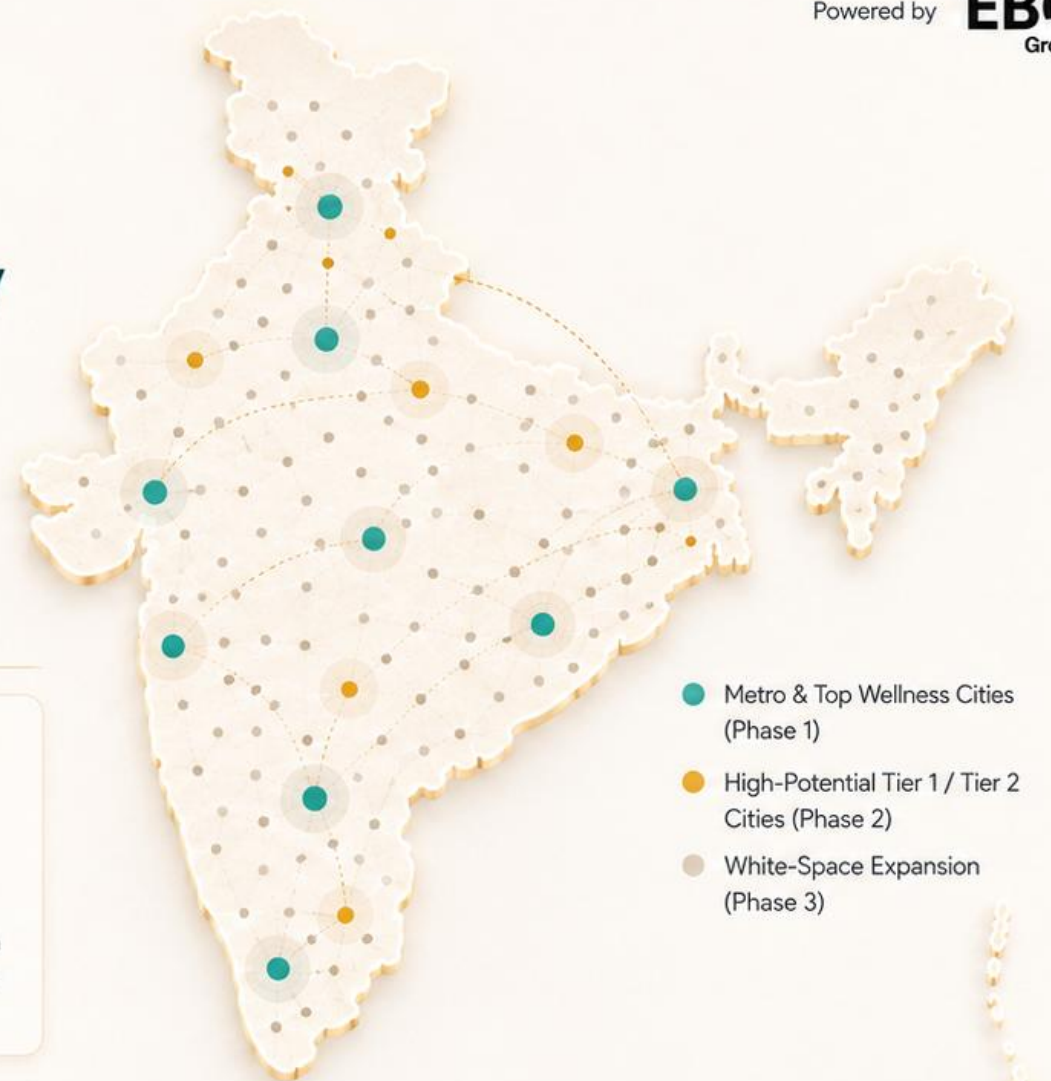
Tier 1 / Tier 2 urban expansion

Rapid growth of metro clusters and high-potential emerging cities.



Multi-centre white-space

Large geographies with no structured premium longevity presence.



- Metro & Top Wellness Cities (Phase 1)
- High-Potential Tier 1 / Tier 2 Cities (Phase 2)
- White-Space Expansion (Phase 3)



The master model is built to develop **territory networks**, not only individual centres.



AGEON can expand through **territory rights**, **unit FICO centres**, **memberships** and **recurring protocol-led revenue**.

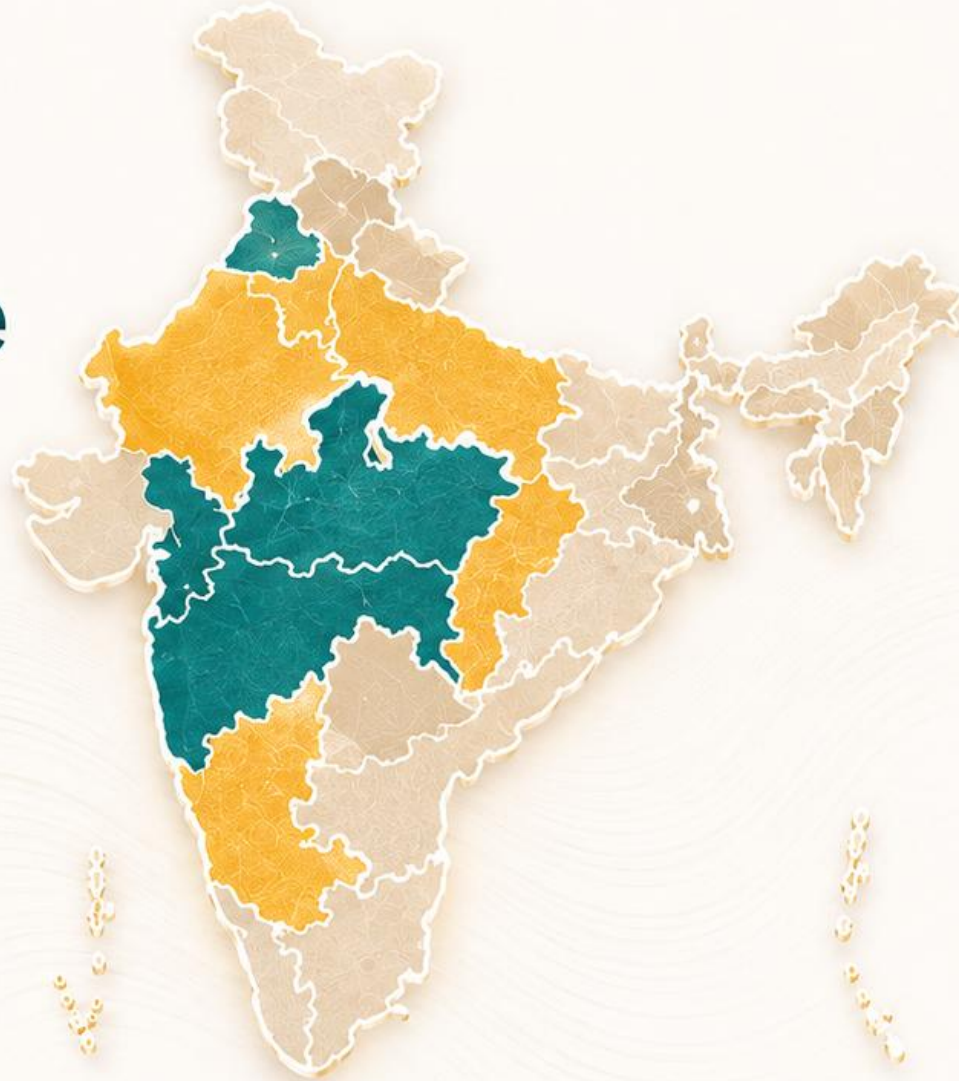
Three-Zone India Territory Architecture

A structured commercial model across 28 states and 8 Union Territories.

- Zone 1 – Highest-potential territories
- Zone 2 – Next-wave growth territories
- Zone 3 – Emerging / strategic territories



Commercial zoning is based on premium demand, economic strength, city depth, and scalability.



ZONE FEES



Zone 1
₹4 Cr



Zone 2
₹3 Cr



Zone 3
₹2 Cr



11 territories in Zone 1



11 territories in Zone 2



14 territories in Zone 3

Zone 1: Premium Growth Territories

Built for multi-centre scale, premium demand and faster monetization.

₹ Indicative Territory Fee: **₹4 Cr**

✓ Maharashtra

✓ Karnataka

✓ Tamil Nadu

✓ Telangana

✓ Delhi (NCT)

✓ Gujarat

✓ Uttar Pradesh

✓ Haryana

✓ Kerala

✓ West Bengal

✓ Rajasthan



Metros & HNIs



Strong paying capacity



Medical & wellness awareness



Multiple-city rollout potential



Best suited for serious **state-scale partners** targeting **premium longevity infrastructure**.

Zone 2: Next-Wave Growth Territories

Strong state capitals, Tier 2 depth and emerging premium wellness demand.



Indicative Territory Fee: **₹3 Cr**

Andhra Pradesh

Jharkhand

Madhya Pradesh

Chhattisgarh

Punjab

Assam

Chandigarh

Goa

Odisha

Uttarakhand

Bihar



State-capital growth



Tier 1 / Tier 2 momentum



Institutional demand



Next-wave expansion potential



Designed for partners who can build **early leadership** in **fast-rising territories**.

Zone 3: Emerging Strategic Territories

Selective expansion, tourism-linked wellness and future white-space capture.



Indicative Territory Fee:

₹2 Cr

📍 Arunachal Pradesh

📍 Himachal Pradesh

📍 Manipur

📍 Meghalaya

📍 Mizoram

📍 Nagaland

📍 Sikkim

📍 Tripura

📍 Jammu & Kashmir

📍 Ladakh

📍 Andaman & Nicobar Islands

📍 Dadra & Nagar Haveli and Daman & Diu

📍 Lakshadweep

📍 Puducherry



Strategic white space



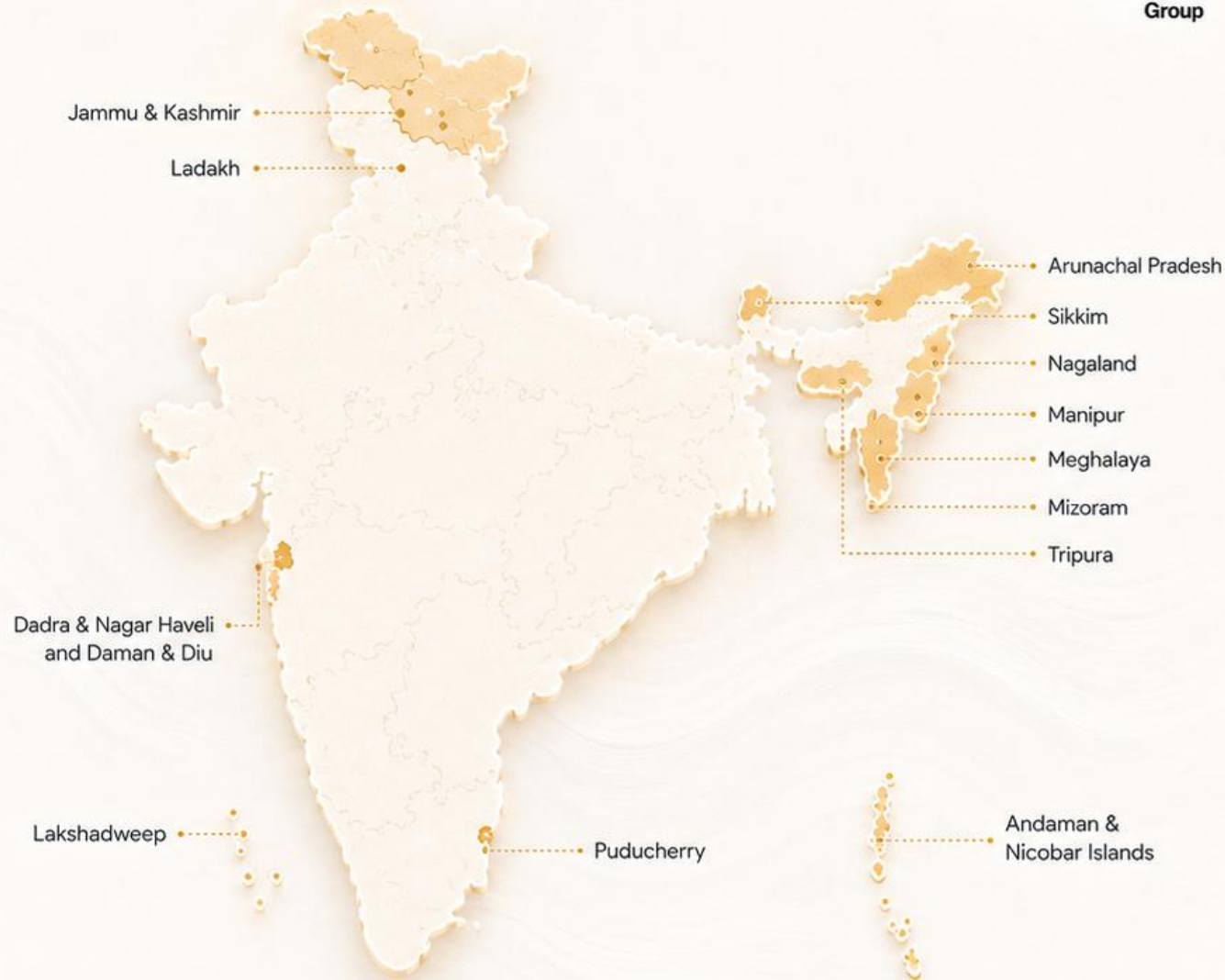
Selective city clusters



Tourism & wellness potential



Future network expansion



Ideal for **early-entry territory partners** and **strategic long-horizon expansion**.

What The Master Franchisee Gets

A territory-rights platform with multiple income and control advantages.



Territory development rights



Ability to onboard unit FICO investors



Participation in unit franchise fee economics



5% territory revenue share



Minimum monthly participation payout



Local relationship leverage



AGEON-EBG operating support



Dashboard reporting visibility



The **master model** is designed to create both **control** and **recurring economic participation**.



Master Franchisee Role vs AGEON-EBG Role

Local scale partner on one side. Operating backbone on the other.



The model works because **local market reach** and **central operating control** stay clearly defined.

The Master Franchise Revenue Model

Three income engines. One territory platform.



ENGINE 1

Unit Franchise Fee Economics

Master participates in the unit franchise fee from each centre closure



Illustratively ~10% of unit FICO investment = ~₹20L-₹30L per centre



ENGINE 2

Territory Revenue Share

5% of gross revenue from all AGEON centres operating under the territory



ENGINE 3

Minimum Monthly Participation Payout

2% monthly on territory fee OR 5% revenue share, whichever is higher

 Illustrative commercial structure. Subject to definitive agreements, finance review and legal documentation.



Recovery can be accelerated through **unit closures**, **recurring territory revenue** and **payout protection**.

Unit Franchise Fee Opportunity

Fast-recovery economics built into every territory.



₹ Illustratively ~10% of unit FICO investment = ~₹20L-₹30L per centre

ILLUSTRATIVE UNIT FRANCHISE FEE OPPORTUNITY

 5 centres closed

₹1.0 Cr-₹1.5 Cr

 10 centres closed

₹2.0 Cr-₹3.0 Cr

 20 centres closed

₹4.0 Cr-₹6.0 Cr

Monthly Revenue Share Model

Master earns **5%** of gross sales from all AGEON centres in the territory.



SCENARIO 1

 **5 Centres**

₹35L Monthly Sales per Centre

₹1.75 Cr Territory Sales / month

5% SHARE

₹8.75L / month

SCENARIO 2

 **10 Centres**

₹35L Monthly Sales per Centre

₹3.50 Cr Territory Sales / month

5% SHARE

₹17.5L / month

SCENARIO 3


 **20 Centres**

₹35L Monthly Sales per Centre

₹7.00 Cr Territory Sales / month

5% SHARE

₹35L / month

 As the **network grows**, recurring territory participation becomes **more powerful**.



Minimum Monthly Payout Protection

The master receives the higher of minimum monthly participation payout or territory revenue share.

 ZONE	 TERRITORY FEE	 2% MONTHLY MINIMUM PAYOUT
 Zone 1	₹4 Cr	₹8L/month
 Zone 2	₹3 Cr	₹6L/month
 Zone 3	₹2 Cr	₹4L/month



Higher of

2%
Monthly Minimum Participation Payout

OR

5%
Territory Revenue Share



Subject to definitive commercial agreement, finance review, tax treatment and legal documentation.

Break-even Threshold by Zone



Break-even sales threshold
= Minimum payout ÷ 5%

When does 5% territory revenue share become more powerful than the minimum payout?

	 Minimum Payout (per month)	 Territory Sales Required to Match (5%) (per month)	 Approx. Number of Centres* (at ₹35L/month per centre)
 ZONE 1 Highest-potential territories	₹8 L /month	₹1.6 Cr /month	 ~5 centres
 ZONE 2 Next-wave growth territories	₹6 L /month	₹1.2 Cr /month	 ~4 centres
 ZONE 3 Emerging / strategic territories	₹4 L /month	₹80 L /month	 ~3 centres



After the territory reaches scale, revenue share can **outperform minimum protection**.



* Based on average centre sales of ₹35L/month.

Master Franchise ROI Illustration

How the territory model can recover and scale through closures plus recurring revenue.

 Zone 1 Example 10 centres in 24 months	 Zone 2 Example 8 centres in 24 months	 Zone 3 Example 5 centres in 24 months
 Unit franchise fee economics ₹2 Cr–₹3 Cr	 Unit fee economics ₹1.6 Cr–₹2.4 Cr	 Unit fee economics ₹1 Cr–₹1.5 Cr
 Territory revenue share ₹17.5L /month	 Territory revenue share ₹14L /month	 Territory revenue share ₹8.75L /month
 Annualized revenue share ~₹2.1 Cr	 Annualized revenue share ~₹1.68 Cr	 Annualized revenue share ~₹1.05 Cr
 <p>Revenue Ramp (24 Months)</p>	 <p>Revenue Ramp (24 Months)</p>	 <p>Revenue Ramp (24 Months)</p>



Illustrative model only. Actual outcomes depend on closures, centre performance, territory depth and final agreements.

Rollout Roadmap

A disciplined 24-month path from territory onboarding to network scale-up.



Execution speed can vary by **territory**, **city depth** and **closure momentum**.

Controls, Collections & Governance

The master earns through the network,
while AGEON-EBG protects brand, operations and reporting integrity.



Scalability works only when collections, controls and reporting remain **centralized** and **transparent**.

Own the AGEON Longevity Infrastructure of Your State

One territory. Multiple centres. Recurring revenue. Category leadership.



Exclusive territory rights



Multi-centre network across your state



Recurring revenues across income streams



Become the category leader in longevity



Select Your Territory

Explore territory availability and market potential. →



Review Commercial Terms

Understand economics, fees, and projections. →



Begin Master Franchise Onboarding

Start your journey to build the leading longevity network. →



Build a state-scale smart-ageing and longevity network with **AGEON × EBG Group**.